

Atomic Learning

Professional Development Tutorials

Objectives

- **Login**
- **Professional development tutorials**
 - 30 seconds – 4 minutes length
 - Quick one-on-one lesson
- **Use to integrate technology**
- **Find and view tutorials**
 - Comic Life
 - iPad 5.01
 - Word – PowerPoint – Excel

Online Handouts

<http://webclass.org>

Webclass
web-based tutorials

Google™ Custom Search Search

Education and training via the internet are growing rapidly. Accessibility from home or school makes Internet handouts a viable alternative to hardcopy handouts. The PDF format is accessible on both Windows and MAC platforms using [Adobe Reader](#), or the fast and simple open-source reader for Windows called [Sumatra](#).

Elementary Storytelling in iTunes

View all 21 digital stories from El Paso ISD teachers and students



Elementary Storytelling illustrates how video and audio tools are used to tell a story - a digital story. Curriculum topics chosen by the teacher vary from class field trips to the reenactment of historical or current events.

Some digital stories include the entire class, while others use a smaller group of selected students. Video length is generally 2 to 10 minutes.

Technology Webinars

using Adobe Connect

- Creating PDF files using Office 2007
- Customizing Quick-Access Toolbar in Office 2007
- Using Paint for Math-Science-Lang Arts
- Using HP webcam for Digital Storytelling
- Windows 7 Features



About Us

Atomic Learning
Attendance

Comic Life
Attendance
Download within EPISD
Download from Plasq

EasyTech

Eduphoria Forethought
Attendance
Quick Start
Teacher Guide

Elementary Storytelling
Audacity
Copyright Infringement
Creating a Digital Story
Digital Cameras
EPISD Photo Release
iPod - Getting Started
Made Easy - HP Webcam
Sample Movie Maker files
Using iTunes
Windows Movie Maker XP
Windows Movie Maker 2.6

Excel 2007

iPad 101
Attendance
Create Apple ID - iPad
Create Apple ID - iTunes
iOS 5.1 User Manual

Login

The screenshot shows the Atomic Learning website homepage. At the top left is the Atomic Learning logo. To the right of the logo, the text "You are not logged in." is followed by a blue "Log In" button, and links for "Subscribe Today", "My Profile & Settings", "Help", and "FAQ". Below this is a navigation menu with "Home", "Products", "To Buy", "What's Hot", and "About Us". A large red arrow points to the "Log In" button. The main content area features a "Professional Development" section with a woman at a laptop and a "Learn More!" button. To the right are two promotional boxes: "TRAINING SPOTLIGHT" with "Collaborating with a Global Community" and "Browse Tech Training" with "Tell Me More REQUEST INFORMATION".

<http://atomiclearning.com>

Login

The image shows a screenshot of a login form titled "Log in to your account". The form has a close button (X) in the top right corner. It contains two input fields: "Username" with the value "lnelson@episd.org" and "Password" with the value "EPISDTECH". A "Log In" button is located to the right of the password field. A red arrow points from the text "All caps" to the password field, and another red arrow points from the "Log In" button to the right. At the bottom of the form, there is a link: "Username / Password Help".

Username – **EPISD email**

Password – **EPISDTECH**

Select Tutorials



Welcome, **LAWRENCE NELSON**. | [Log Out](#) | [My Reports](#) | [My Profile & Settings](#) | [Help](#) | [FAQ](#)



[Home](#) | [What's Hot](#) | [Extras](#) | [Support](#) | [Upgrades](#)

Weekly Giveaway!

Browse Available Training & Projects ?



SPOTLIGHT: Keeping Kids Safe Online ▶

[Spotlights](#)

[Workshops](#)

[Projects](#)


[Tutorials](#)


[Atomic Mobilize](#)

Select a Spotlight:

- Collaborating with a Global Community
- Creating Engaging Presentations
- Effective Online Teaching and Learning
- Engaging with Interactive Whiteboards
- Evaluating Web Resources
- Keeping Kids Safe Online
- Video Storytelling in the Classroom


Find Tutorial




Browse Available Training & Projects 



 **SPOTLIGHT: *Keeping Kids Safe Online*** ▶



[Spotlights](#) [Workshops](#) [Projects](#) [Tutorials](#) [Atomic Mobilize](#)


Select desired filter(s):



View only preferred  **EDIT PREFERENCES** ▶



iPad/iPad 2  **Type iPad**  


iPad/iPad 2  

Versions...  

[Don't know your version?](#) 

Platforms...  

Types...  

Find Tutorials 

Select iPad iOS 5

Browsing Tutorials: 2 of 728 (filtered)

 EDIT PREFERENCES ▶ View Only Preferred Tutorials

Series Title	Publisher	Tutorial Count	Total Play Tim	CC
[-] Application: iPad/iPad 2 (iPad) (2 Items)				
iPad Training (iOS 4)		171	04:53:23	<input type="checkbox"/>
iPad Training (iOS 5)		199	05:56:23	<input type="checkbox"/>



- Expand **Application iPad/iPad 2**
- Select **iPad Training iOS 5**

iPad General Info – 54 sec

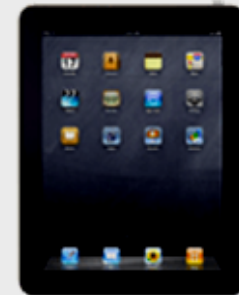
iPad Training (iOS 5)

Platform: iPad


Description

As stated by Apple®: “iPad® isn’t just the best device of its kind, it’s a whole new kind of device.”

iPad is a mobile device that you can use to watch movies, create documents, surf the Web, check e-mail, use as an eReader and much more! And now, with the introduction of iOS 5, you don’t even need to have a computer to set-up or manage your iPad! This online training series will introduce you to the basic features and functions of iPads running iOS 5.





Wonder which version of the iOS software your iOS device is running? Watch the tutorial [Getting general information about your iPad](#) to find out how to check your own device.



iPad Training

[Expand all](#) / [Collapse all](#)

-  **A. iPad Basics**
- B. Typing on iPad**
- C. Mail**
- D. iCloud®**
- E. Calendar**
- F. Multitasking**
- G. Contacts**
- H. Accessibility**
- I. Safari®**
- J. Maps**
-  **K. The App StoreSM**
- L. iBooks & the iBookstoreSM**
- M. Photo Booth® & Camera (iPad 2 & above)**

iPad Basics – 30 min

A. iPad Basics

		Key #	Length	
1.	 What you'll learn in this training	90413	1:01	★
2.	 Getting general information about your iPad	89486	0:55	★
3.	 Locking and turning the iPad on and off	89487	0:51	★
4.	 Setting the side-switch to lock rotation or mute	89488	2:15	★
5.	 Customizing the Home screen	89489	1:11	★
6.	 Deleting applications	89490	1:10	★
7.	 Setting a passcode to secure the iPad	89491	1:19	★
8.	 Using an index to navigate	89492	0:44	★
9.	 Zooming in and out	89493	0:39	★
10.	 Searching using Spotlight®	89494	0:30	★
11.	 Syncing the iPad with iTunes®	89495	4:03	★
12.	 Syncing wirelessly with iTunes	89496	1:58	★
13.	 Preventing automatic syncing	89497	1:15	★
14.	 Connecting to the Internet using a Wi-Fi network	89498	0:48	★
15.	 Setting the wallpaper and lock screen images	89499	0:49	★
16.	 Using Picture Frame	89500	0:45	★
17.	 Changing preferences in the Settings app	89501	0:45	★
18.	 Using Location Services	89502	2:31	★
19.	 Accessing multitask functions with the Home button	89503	2:13	★
20.	 Using multitasking gestures	89504	1:48	★
21.	 Installing the iPad User's Guide in iBooks®	89505	1:56	★

The App Store – 12 min

K. The App Store

		Key #	Length	
1.	 Browsing for apps on the iPad	89628	1:51	★
2.	 Viewing info & ratings for an app	89629	2:03	★
3.	 Purchasing & downloading an app	89630	1:12	★
4.	 Using an iPhone® app on the iPad	89631	1:56	★
5.	 Updating apps	89632	1:13	★
6.	 Submitting an app review	89633	1:29	★
7.	 Deleting apps	89634	1:48	★

Maps – 29 min

J. Maps

		Key #	Length	
1.	 Using the Maps app - basic info	89611	2:02	★
2.	 Turning Location Services on or off	89612	1:45	★
3.	 Finding your current location	89613	1:58	★
4.	 Zooming, panning, or scrolling maps	89614	1:08	★
5.	 Using the digital compass	89615	1:53	★
6.	 Searching for a location & seeing location info	89616	2:19	★
7.	 Marking a location with a drop pin	89617	1:43	★
8.	 Bookmarking and recently visited locations	89618	2:02	★
9.	 Editing bookmarks or clearing the Recents list	89619	2:28	★
10.	 Adding a location to your Contacts list	89620	1:40	★
11.	 Using your Contacts list to find a location	89621	1:28	★
12.	 Changing Map views	89622	0:52	★
13.	 Seeing Street view	89623	1:33	★
14.	 Getting directions - driving, walking, or public transport	89624	3:05	★
15.	 Showing traffic conditions	89625	1:17	★
16.	 Finding a business	89626	1:31	★
17.	 Sharing a map location by e-mail	89627	1:18	★

Attendance Sign-In

<http://webclass.org>

Webclass
web-based tutorials

Click Attendance link

- Complete form
- Click **Submit**

Elementary Storytelling in iTunes
View all 21 digital stories from El Paso ISD teachers and students

 Elementary Storytelling illustrates how video and audio tools are used to tell a story - a digital story. Curriculum topics chosen by the teacher vary from class field trips to the reenactment of historical or current events.

[View In iTunes](#)

Some digital stories include the entire class, while others use a smaller group of selected students. Video length is generally 2 to 10 minutes.

Technology Webinars
using Adobe Connect

 Creating PDF files using Office 2007
Customizing Quick-Access Toolbar in Office 2007
Using Paint for Math-Science-Lang Arts
Using HP webcam for Digital Storytelling
Windows 7 Features

Navigation Menu:

- About Us
- Atomic Learning**
Attendance
- Comic Life
Attendance
Download within EPISD
Download from Plasq
- EasyTech
- Eduphoria Forethought
Attendance
Quick Start
Teacher Guide
- Elementary Storytelling
Audacity
Copyright Infringement
Creating a Digital Story
Digital Cameras
EPISD Photo Release
iPod - Getting Started
Made Easy - HP Webcam
Sample Movie Maker files
Using iTunes
Windows Movie Maker XP
Windows Movie Maker 2.6
- Excel 2007
- iPad 101**
Attendance
Create Apple ID - iPad
Create Apple ID - iTunes
iOS 5.1 User Manual